

1. Ansbacher ADAC Enduro Trophy

Klasse 10

Leutershausen 3,000 Km

Lauf

13.05.2012 13:30

Rennen (3:00:00 Zeit) started at 13:35:59

Table with 4 columns: Runde, Rundenzeit, Diff., Tageszeit. Header: (318) MXM Motorsports / Zupin Husqvarna Weiß, C. / Bamme. Rows 1-35.

Table with 4 columns: Runde, Rundenzeit, Diff., Tageszeit. Header: (317) Weiß, D. / Mayer, M. Rows 1-27.

Table with 4 columns: Runde, Rundenzeit, Diff., Tageszeit. Header: (149) TRP Boogie's Racing Boys Hasenwinkel, M. / Steffens. Rows 1-35.

Table with 4 columns: Runde, Rundenzeit, Diff., Tageszeit. Header: (87) M und M Markert, K. / Mesch, J. Rows 1-34.

Table with 4 columns: Runde, Rundenzeit, Diff., Tageszeit. Header: (87) M und M Markert, K. / Mesch, J. Rows 1-20.

Table with 4 columns: Runde, Rundenzeit, Diff., Tageszeit. Header: (307) Haag, S. / Kramer, A. Rows 1-34.

Table with 4 columns: Runde, Rundenzeit, Diff., Tageszeit. Header: (150) Offroadspor Noderer Deyerler, M. / Röhr, M. Rows 1-34.


Zeitnahmekommissar & Auswertung Ralf Kübler

Orbits

Rennleiter Wolfgang Burkholz
Sportkommissar M. Ebert, W. Schmitt, J. Schuster



www.mylaps.com
Lizenziert für SDO-Timing



1. Ansbacher ADAC Enduro Trophy

Klasse 10


Leutershausen 3,000 Km

Lauf

13.05.2012 13:30

Rennen (3:00:00 Zeit) started at 13:35:59

Runde	Rundenzeit	Diff.	Tageszeit	Runde	Rundenzeit	Diff.	Tageszeit	Runde	Rundenzeit	Diff.	Tageszeit
15	5:34.067	+30.353	14:58:08.257	10	5:44.682	+36.263	14:33:23.553	6	5:40.675	+22.095	14:10:01.686
16	5:38.657	+34.943	15:03:46.914	11	5:47.922	+39.503	14:39:11.475	7	5:38.134	+19.554	14:15:39.820
17	5:43.045	+39.331	15:09:29.959	12	5:46.966	+38.547	14:44:58.441	8	5:50.689	+32.109	14:21:30.509
18	5:50.259	+46.545	15:15:20.218	13	5:43.837	+35.418	14:50:42.278	9	5:31.954	+13.374	14:27:02.463
19	5:45.776	+42.062	15:21:05.994	14	5:56.674	+48.255	14:56:38.952	10	5:36.102	+17.522	14:32:38.565
20	5:50.511	+46.797	15:26:56.505	15	5:40.522	+32.103	15:02:19.474	11	6:02.056	+43.476	14:38:40.621
21	5:09.371	+5.657	15:32:05.876	16	5:46.713	+38.294	15:08:06.187	12	5:36.220	+17.640	14:44:16.841
22	5:03.714		15:37:09.590	17	5:18.407	+9.988	15:13:24.594	13	5:46.709	+28.129	14:50:03.550
23	5:11.128	+7.414	15:42:20.718	18	5:21.718	+13.299	15:18:46.312	14	5:48.305	+29.725	14:55:51.855
24	5:09.679	+5.965	15:47:30.397	19	5:32.840	+24.421	15:24:19.152	15	5:25.953	+7.373	15:01:17.808
25	5:09.127	+5.413	15:52:39.524	20	5:20.718	+12.299	15:29:39.870	16	5:21.028	+2.448	15:06:38.836
26	5:11.940	+8.226	15:57:51.464	21	5:25.068	+16.649	15:35:04.938	17	5:54.178	+35.598	15:12:33.014
27	5:12.923	+9.209	16:03:04.387	22	5:17.876	+9.457	15:40:22.814	18	5:35.624	+17.044	15:18:08.638
28	5:42.943	+39.229	16:08:47.330	23	5:18.290	+9.871	15:45:41.104	19	5:34.681	+16.101	15:23:43.319
29	5:30.287	+26.573	16:14:17.617	24	5:08.419		15:50:49.523	20	5:42.866	+24.286	15:29:26.185
30	5:27.667	+23.953	16:19:45.284	25	5:26.924	+18.505	15:56:16.447	21	5:20.897	+2.317	15:34:47.082
31	5:33.761	+30.047	16:25:19.045	26	5:30.459	+22.040	16:01:46.906	22	5:18.580		15:40:05.662
32	5:45.757	+42.043	16:31:04.802	27	5:55.868	+47.449	16:07:42.774	23	5:50.510	+31.930	15:45:56.172
33	5:51.056	+47.342	16:36:55.858	28	5:28.576	+20.157	16:13:11.350	24	5:20.788	+2.208	15:51:16.960
34	5:44.578	+40.864	16:42:40.436	29	5:32.200	+23.781	16:18:43.550	25	5:38.574	+19.994	15:56:55.534
(331) bsn-racing 2 Vulpius, T. / Oeder, J.				30	5:33.194	+24.775	16:24:16.744	26	5:45.408	+26.828	16:02:40.942
1	5:32.883	+21.262	13:41:42.103	31	5:46.369	+37.950	16:30:03.113	27	5:20.188	+1.608	16:08:01.130
2	5:30.035	+18.414	13:47:12.138	32	5:35.066	+26.647	16:35:38.179	28	5:25.602	+7.022	16:13:26.732
3	5:33.108	+21.487	13:52:45.246	33	5:31.947	+23.528	16:41:10.126	29	5:57.566	+38.986	16:19:24.298
4	5:35.180	+23.559	13:58:20.426	(335) Burkhard, H. / -, -.				30	5:46.038	+27.458	16:25:10.336
5	5:37.732	+26.111	14:03:58.158	1	6:02.704	+42.073	13:42:14.410	31	5:37.010	+18.430	16:30:47.346
6	5:37.989	+26.368	14:09:36.147	2	5:45.286	+24.655	13:47:59.696	32	5:51.910	+33.330	16:36:39.256
7	5:38.624	+27.003	14:15:14.771	3	5:38.855	+18.224	13:53:38.551	33	5:20.805	+2.225	16:42:00.061
8	5:36.953	+25.332	14:20:51.724	4	5:39.006	+18.375	13:59:17.557	(85) Sponsel, M. / Richter, P.			
9	5:38.443	+26.822	14:26:30.167	5	5:35.435	+14.804	14:04:52.992	1	6:16.770	+55.684	13:42:27.529
10	5:36.652	+25.031	14:32:06.819	6	5:36.478	+15.847	14:10:29.470	2	5:52.542	+31.456	13:48:20.071
11	6:28.673	+1:17.052	14:38:35.492	7	5:33.174	+12.543	14:16:02.644	3	5:50.187	+29.101	13:54:10.258
12	6:06.207	+54.586	14:44:41.699	8	5:28.448	+7.817	14:21:31.092	4	5:45.550	+24.464	13:59:55.808
13	5:58.458	+46.837	14:50:40.157	9	5:37.942	+17.311	14:27:09.034	5	5:38.751	+17.665	14:05:34.559
14	6:04.733	+53.112	14:56:44.890	10	5:37.142	+16.511	14:32:46.176	6	5:39.081	+17.995	14:11:13.640
15	5:54.293	+42.672	15:02:39.183	11	5:28.291	+7.660	14:38:14.467	7	5:55.076	+33.990	14:17:08.716
16	5:52.847	+41.226	15:08:32.030	12	5:29.761	+9.130	14:43:44.228	8	5:36.763	+15.677	14:22:45.479
17	5:47.090	+35.469	15:14:19.120	13	5:34.370	+13.739	14:49:18.598	9	5:34.902	+13.816	14:28:20.381
18	5:48.239	+36.618	15:20:07.359	14	5:29.090	+8.459	14:54:47.688	10	5:49.624	+28.538	14:34:10.005
19	5:53.842	+42.221	15:26:01.201	15	7:13.667	+1:53.036	15:02:01.355	11	5:36.037	+14.951	14:39:46.042
20	5:53.842	+42.221	15:31:55.043	16	5:55.804	+35.173	15:07:57.159	12	5:38.550	+17.464	14:45:24.592
21	5:49.791	+38.170	15:37:44.834	17	5:23.348	+2.717	15:13:20.507	13	5:37.275	+16.189	14:51:01.867
22	5:40.171	+28.550	15:43:25.005	18	5:25.427	+4.796	15:18:45.934	14	5:36.254	+15.168	14:56:38.121
23	5:11.621		15:48:36.626	19	5:37.061	+16.430	15:24:22.995	15	5:35.943	+14.857	15:02:14.064
24	5:14.698	+3.077	15:53:51.324	20	5:24.123	+3.492	15:29:47.118	16	5:35.602	+14.516	15:07:49.666
25	5:16.275	+4.654	15:59:07.599	21	5:20.631		15:35:07.749	17	5:29.284	+8.198	15:13:18.950
26	5:15.652	+4.031	16:04:23.251	22	5:29.038	+8.407	15:40:36.787	18	5:26.626	+5.540	15:18:45.576
27	5:14.657	+3.036	16:09:37.908	23	5:27.503	+6.872	15:46:04.290	19	5:26.763	+5.677	15:24:12.339
28	5:14.580	+2.959	16:14:52.488	24	5:23.024	+2.393	15:51:27.314	20	5:21.086		15:29:33.425
29	5:14.838	+3.217	16:20:07.326	25	5:40.007	+19.376	15:57:07.321	21	5:25.214	+4.128	15:34:58.639
30	5:11.812	+0.191	16:25:19.138	26	5:28.838	+8.207	16:02:36.159	22	5:24.343	+3.257	15:40:22.982
31	5:13.084	+1.463	16:30:32.222	27	5:26.661	+6.030	16:08:02.820	23	5:26.744	+5.658	15:45:49.726
32	5:15.267	+3.646	16:35:47.489	28	5:41.675	+21.044	16:13:44.495	24	5:58.664	+37.578	15:51:48.390
33	5:14.241	+2.620	16:41:01.730	29	5:37.588	+16.957	16:19:22.083	25	5:38.897	+17.811	15:57:27.287
(305) AMS Dirtbikes Neumeier, M. / Hein, S.				30	5:37.673	+17.042	16:24:59.756	26	5:52.684	+31.598	16:03:19.971
1	6:26.320	+1:17.901	13:42:39.270	31	5:41.543	+20.912	16:30:41.299	27	5:41.222	+20.136	16:09:01.193
2	5:45.931	+37.512	13:48:25.201	32	5:45.112	+24.481	16:36:26.411	28	5:37.102	+16.016	16:14:38.295
3	5:29.680	+21.261	13:53:54.881	33	5:32.898	+12.267	16:41:59.309	29	5:36.933	+15.847	16:20:15.228
4	5:24.460	+16.041	13:59:19.341	(60) Gamsboartohneärmel Loos, S. / Tillie, M.				30	5:50.063	+28.977	16:26:05.291
5	5:24.217	+15.798	14:04:43.558	1	5:40.291	+21.711	13:41:49.722	31	5:45.219	+24.133	16:31:50.510
6	5:33.094	+24.675	14:10:16.652	2	5:30.979	+12.399	13:47:20.701	32	5:40.003	+18.917	16:37:30.513
7	5:20.945	+12.526	14:15:37.597	3	5:28.462	+9.882	13:52:49.163	33	5:38.229	+17.143	16:43:08.742
8	6:18.205	+1:09.786	14:21:55.802	4	5:32.582	+14.002	13:58:21.745	(304) Team Jenotec Mengler, T. / Tangelst, P.			
9	5:43.069	+34.650	14:27:38.871	5	5:59.266	+40.686	14:04:21.011	1	6:00.369	+37.406	13:42:10.795



1. Ansbacher ADAC Enduro Trophy

Klasse 10

Leutershausen 3,000 Km

Lauf

13.05.2012 13:30

Rennen (3:00:00 Zeit) started at 13:35:59

Table with 4 columns: Runde, Rundenzeit, Diff., Tageszeit. Rows 2-32.

(61) Offroadsport Noderer Hecht, S. / Nutz, S.

Table with 4 columns: Runde, Rundenzeit, Diff., Tageszeit. Rows 1-32.

Table with 4 columns: Runde, Rundenzeit, Diff., Tageszeit. Rows (203) MSS Kuhlmann, A. / Kuhlmann, T. 1-32.

(308) Schmidt, H. / Edelhäuser, O.

Table with 4 columns: Runde, Rundenzeit, Diff., Tageszeit. Rows 1-31.

Table with 4 columns: Runde, Rundenzeit, Diff., Tageszeit. Rows 32, (109) Hanauer, H. / Endreß, M. 1-32.

(202) Hechtel, K. / Hagen, M.

Table with 4 columns: Runde, Rundenzeit, Diff., Tageszeit. Rows 1-29.

Zeitnahmekommissar & Auswertung Ralf Kübler

Orbits


Rennleiter Wolfgang Burkholz

Sportkommissar M. Ebert, W. Schmitt, J. Schuster



www.mylaps.com

Lizensiert für SDO-Timing



1. Ansbacher ADAC Enduro Trophy

Klasse 10

Leutershausen 3,000 Km

Lauf

13.05.2012 13:30

Rennen (3:00:00 Zeit) started at 13:35:59

Runde	Rundenzeit	Diff.	Tageszeit
30	5:32.722	+5.420	16:31:26.733
31	5:31.527	+4.225	16:36:58.260
32	5:28.015	+0.713	16:42:26.275

Runde	Rundenzeit	Diff.	Tageszeit
28	5:41.754	+4.358	16:21:14.515
29	5:47.516	+10.120	16:27:02.031
30	5:54.075	+16.679	16:32:56.106
31	5:42.008	+4.612	16:38:38.114

Runde	Rundenzeit	Diff.	Tageszeit
28	5:30.704	+0.952	16:24:23.989
29	5:35.063	+5.311	16:29:59.052
30	5:29.752		16:35:28.804
31	5:32.820	+3.068	16:41:01.624

(104) Team BSN Racing 1 Blaschke, C. / Schnell, D.

Runde	Rundenzeit	Diff.	Tageszeit
1	5:44.330	+23.221	13:41:54.314
2	5:29.542	+8.433	13:47:23.856
3	5:28.980	+7.871	13:52:52.836
4	6:17.826	+56.717	13:59:10.662
5	5:54.894	+33.785	14:05:05.556
6	5:49.444	+28.335	14:10:55.000
7	5:39.906	+18.797	14:16:34.906
8	5:21.732	+0.623	14:21:56.638
9	5:26.211	+5.102	14:27:22.849
10	5:34.714	+13.605	14:32:57.563
11	5:21.528	+0.419	14:38:19.091
12	5:21.109		14:43:40.200
13	5:57.878	+36.769	14:49:38.078
14	5:38.026	+16.917	14:55:16.104
15	5:40.858	+19.749	15:00:56.962
16	5:40.432	+19.323	15:06:37.394
17	5:37.214	+16.105	15:12:14.608
18	5:28.157	+7.048	15:17:42.765
19	5:34.114	+13.005	15:23:16.879
20	5:34.298	+13.189	15:28:51.072
21	5:38.415	+17.306	15:34:29.592
22	5:51.959	+30.850	15:40:21.551
23	5:38.413	+17.304	15:45:59.964
24	7:36.347	+2:15.238	15:53:36.311
25	6:54.835	+1:33.726	16:00:31.146
26	5:42.918	+21.809	16:06:14.064
27	5:53.863	+32.754	16:12:07.927
28	8:39.992	+3:18.883	16:20:47.919
29	5:43.695	+22.586	16:26:31.614
30	5:33.624	+12.515	16:32:05.238
31	5:34.979	+13.870	16:37:40.217
32	5:28.805	+7.696	16:43:09.022

(125) Burkhard Rollen Racing Team Strömsdörfer, B. / Setsch

Runde	Rundenzeit	Diff.	Tageszeit
1	5:59.756	+37.604	13:42:09.577
2	5:37.076	+14.924	13:47:46.653
3	5:35.870	+13.718	13:53:22.523
4	5:33.073	+10.921	13:58:55.596
5	5:33.732	+11.580	14:04:29.328
6	5:41.471	+19.319	14:10:10.799
7	5:34.802	+12.650	14:15:45.601
8	5:36.304	+14.152	14:21:21.905
9	5:37.479	+15.327	14:26:59.384
10	5:36.772	+14.620	14:32:36.156
11	6:56.217	+1:34.065	14:39:32.373
12	6:10.223	+48.071	14:45:42.596
13	7:13.506	+1:51.354	14:52:56.102
14	7:11.202	+1:49.050	15:00:07.304
15	7:02.429	+1:40.277	15:07:09.733
16	5:27.389	+5.237	15:12:37.122
17	5:32.281	+10.129	15:18:09.403
18	5:24.362	+2.210	15:23:33.765
19	5:27.408	+5.256	15:29:01.173
20	5:29.563	+7.411	15:34:30.736
21	5:28.588	+6.436	15:39:59.324
22	5:45.269	+23.117	15:45:44.593
23	5:22.152		15:51:06.745
24	5:30.205	+8.053	15:56:36.950
25	5:36.056	+13.904	16:02:13.006
26	5:41.111	+18.959	16:07:54.117
27	5:42.007	+19.855	16:13:36.124
28	6:31.147	+1:08.995	16:20:07.271
29	6:16.560	+54.408	16:26:23.831
30	6:12.289	+50.137	16:32:36.120
31	6:06.869	+44.717	16:38:42.989

(324) Lindner, F. / Mayer, C.

Runde	Rundenzeit	Diff.	Tageszeit
1	6:09.355	+38.528	13:42:21.259
2	5:46.388	+15.561	13:48:07.647
3	5:53.257	+22.430	13:54:00.904
4	5:53.342	+22.515	13:59:54.246
5	6:34.332	+1:03.505	14:06:28.578
6	6:18.437	+47.610	14:12:47.015
7	6:18.975	+48.148	14:19:05.990
8	5:47.854	+17.027	14:24:53.844
9	5:46.617	+15.790	14:30:40.461
10	5:59.393	+28.566	14:36:39.854
11	5:57.607	+26.780	14:42:37.461
12	5:44.763	+13.936	14:48:22.224
13	5:50.533	+19.706	14:54:12.757
14	6:34.185	+1:03.358	15:00:46.942
15	6:22.402	+51.575	15:07:09.344
16	6:32.753	+1:01.926	15:13:42.097
17	6:08.542	+37.715	15:19:50.639
18	5:50.487	+19.660	15:25:41.126
19	5:36.884	+6.057	15:31:18.010
20	5:41.238	+10.411	15:36:59.248
21	5:49.642	+18.815	15:42:48.890
22	5:39.808	+8.981	15:48:28.698
23	6:16.986	+46.159	15:54:45.684
24	6:03.093	+32.266	16:00:48.777
25	6:19.972	+49.145	16:07:08.749
26	5:58.623	+27.796	16:13:07.372
27	5:32.585	+1.758	16:18:39.957
28	5:30.827		16:24:10.784
29	5:41.541	+10.714	16:29:52.325
30	5:43.680	+12.853	16:35:36.005
31	5:33.555	+2.728	16:41:09.560

(44) Fetz, S. / Binder, H.

Runde	Rundenzeit	Diff.	Tageszeit
1	5:52.025	+14.629	13:42:00.823
2	5:43.149	+5.753	13:47:43.972
3	5:50.910	+13.514	13:53:34.882
4	5:52.427	+15.031	13:59:27.309
5	6:14.159	+36.763	14:05:41.468
6	5:57.785	+20.389	14:11:39.253
7	6:02.549	+25.153	14:17:41.802
8	5:43.033	+5.637	14:23:24.835
9	5:42.259	+4.863	14:29:07.094
10	6:14.844	+37.448	14:35:21.938
11	6:03.722	+26.326	14:41:25.660
12	6:05.701	+28.305	14:47:31.361
13	6:05.460	+28.064	14:53:36.821
14	6:00.781	+23.385	14:59:37.602
15	5:58.875	+21.479	15:05:36.477
16	6:02.707	+25.311	15:11:39.184
17	5:49.816	+12.420	15:17:29.000
18	5:44.946	+7.550	15:23:13.946
19	6:04.124	+26.728	15:29:18.070
20	5:46.723	+9.327	15:35:04.793
21	5:46.505	+9.109	15:40:51.298
22	5:43.379	+5.983	15:46:34.677
23	5:42.718	+5.322	15:52:17.395
24	5:46.299	+8.903	15:58:03.694
25	6:10.663	+33.267	16:04:14.357
26	5:37.396		16:09:51.753
27	5:41.008	+3.612	16:15:32.761

(333) JC ProGoo Racing Team Seeber, J. / Rückert, C.

Runde	Rundenzeit	Diff.	Tageszeit
1	6:24.617	+54.865	13:42:37.138
2	6:04.451	+34.699	13:48:41.589
3	6:09.223	+39.471	13:54:50.812
4	6:29.984	+1:00.232	14:01:20.796
5	6:10.638	+40.886	14:07:31.434
6	6:15.638	+45.886	14:13:47.072
7	6:09.978	+40.226	14:19:57.050
8	6:16.231	+46.479	14:26:13.281
9	5:58.856	+29.104	14:32:12.137
10	6:26.942	+57.190	14:38:39.079
11	5:50.471	+20.719	14:44:29.550
12	6:30.276	+1:00.524	14:50:59.826
13	5:58.332	+28.580	14:56:58.158
14	5:53.742	+23.990	15:02:51.900
15	5:56.385	+26.633	15:08:48.285
16	6:16.236	+46.484	15:15:04.521
17	5:41.734	+11.982	15:20:46.255
18	5:40.388	+10.636	15:26:26.643
19	5:34.936	+5.184	15:32:01.579
20	5:38.712	+8.960	15:37:40.291
21	5:32.849	+3.097	15:43:13.140
22	6:17.506	+47.754	15:49:30.646
23	5:55.416	+25.664	15:55:26.062
24	5:52.679	+22.927	16:01:18.741
25	5:52.259	+22.507	16:07:11.000
26	5:52.106	+22.354	16:13:03.106
27	5:50.179	+20.427	16:18:53.285

(313) Kilian, M. / Hecht, B.

Runde	Rundenzeit	Diff.	Tageszeit
1	6:13.252	+42.914	13:42:25.871
2	5:44.969	+14.631	13:48:10.840
3	5:43.613	+13.275	13:53:54.453
4	5:44.360	+14.022	13:59:38.813
5	5:44.680	+14.342	14:05:23.493
6	6:57.780	+1:27.442	14:12:21.273
7	6:30.920	+1:00.582	14:18:52.193
8	6:17.927	+47.589	14:25:10.120
9	5:41.745	+11.407	14:30:51.865
10	5:46.095	+15.757	14:36:37.960
11	5:44.537	+14.199	14:42:22.497
12	5:58.261	+27.923	14:48:20.758
13	6:54.923	+1:24.585	14:55:15.681
14	6:22.074	+51.736	15:01:37.755
15	6:19.200	+48.862	15:07:56.955
16	6:00.098	+29.760	15:13:57.053
17	5:47.471	+17.133	15:19:44.524
18	5:52.753	+22.415	15:25:37.277
19	6:56.220	+1:25.882	15:32:33.497
20	6:33.396	+1:03.505	15:39:06.893
21	6:16.744	+46.406	15:45:23.637
22	5:42.274	+11.936	15:51:05.911
23	5:30.338		15:56:36.249
24	5:34.098	+3.760	16:02:10.347
25	5:39.985	+9.647	16:07:50.332
26	5:38.370	+8.032	16:13:28.702
27	5:52.241	+21.903	16:19:20.943

Zeitnahmekommissar & Auswertung Ralf Kübler

Rennleiter Wolfgang Burkholz


Sportkommissar M. Ebert, W. Schmitt, J. Schuster

Orbits



www.mylaps.com

Lizenziert für SDO-Timing



1. Ansbacher ADAC Enduro Trophy

Klasse 10

Leutershausen 3,000 Km

Lauf

13.05.2012 13:30

Rennen (3:00:00 Zeit) started at 13:35:59

Runde	Rundenzeit	Diff.	Tageszeit
28	5:48.382	+18.044	16:25:09.325
29	5:52.963	+22.625	16:31:02.288
30	5:45.889	+15.551	16:36:48.177
31	5:48.072	+17.734	16:42:36.249

Runde	Rundenzeit	Diff.	Tageszeit
28	5:51.660	+9.747	16:26:11.524
29	5:46.622	+4.709	16:31:58.146
30	5:41.913		16:37:40.059
31	5:54.970	+13.057	16:43:35.029

Runde	Rundenzeit	Diff.	Tageszeit
28	6:09.602	+42.699	16:27:15.468
29	6:10.226	+43.323	16:33:25.694
30	6:09.644	+42.741	16:39:35.338

(204) Holy, F. / .

Runde	Rundenzeit	Diff.	Tageszeit
1	5:58.175	+27.875	13:42:09.797
2	5:32.307	+2.007	13:47:42.104
3	5:32.189	+1.889	13:53:14.293
4	5:32.996	+2.696	13:58:47.289
5	6:43.538	+1:13.238	14:05:30.827
6	6:07.767	+37.467	14:11:38.594
7	6:02.593	+32.293	14:17:41.187
8	6:01.864	+31.564	14:23:43.051
9	5:31.826	+1.526	14:29:14.877
10	5:37.264	+6.964	14:34:52.141
11	5:45.709	+15.409	14:40:37.850
12	7:03.198	+1:32.898	14:47:41.048
13	7:54.970	+2:24.670	14:55:36.018
14	6:20.925	+50.625	15:01:56.943
15	5:30.300		15:07:27.243
16	5:33.649	+3.349	15:13:00.892
17	5:44.746	+14.446	15:18:45.638
18	6:09.136	+38.836	15:24:54.774
19	5:46.557	+16.257	15:30:41.331
20	5:38.519	+8.219	15:36:19.850
21	5:58.998	+28.698	15:42:18.848
22	5:42.938	+12.638	15:48:01.786
23	5:41.295	+10.995	15:53:43.081
24	6:51.481	+1:21.181	16:00:34.562
25	7:30.308	+2:00.008	16:08:04.870
26	6:05.450	+35.150	16:14:10.320
27	6:08.094	+37.794	16:20:18.414
28	5:40.658	+10.358	16:25:59.072
29	5:41.584	+11.284	16:31:40.656
30	5:33.479	+3.179	16:37:14.135
31	5:37.849	+7.549	16:42:51.984

(144) Gegenbauer, K. / Kling, F.

Runde	Rundenzeit	Diff.	Tageszeit
1	6:22.376	+46.375	13:42:34.863
2	5:57.993	+21.992	13:48:32.856
3	6:33.200	+57.199	13:55:06.056
4	6:09.348	+33.347	14:01:15.404
5	6:09.577	+33.576	14:07:24.981
6	6:15.571	+39.570	14:13:40.552
7	5:53.344	+17.343	14:19:33.896
8	5:55.474	+19.473	14:25:29.370
9	6:28.579	+52.578	14:31:57.949
10	6:04.388	+28.387	14:38:02.337
11	6:08.539	+32.538	14:44:10.876
12	6:13.634	+37.633	14:50:24.510
13	5:48.636	+12.635	14:56:13.146
14	5:41.326	+5.325	15:01:54.472
15	6:31.908	+55.907	15:08:26.380
16	6:09.320	+33.319	15:14:35.700
17	6:14.323	+38.322	15:20:50.023
18	6:10.805	+34.804	15:27:00.828
19	5:58.564	+22.563	15:32:59.392
20	5:38.275	+2.274	15:38:37.667
21	5:41.882	+5.881	15:44:19.549
22	5:36.817	+0.816	15:49:56.366
23	6:13.721	+37.720	15:56:10.087
24	6:02.467	+26.466	16:02:12.554
25	6:06.048	+30.047	16:08:18.602
26	6:09.695	+33.694	16:14:28.297
27	5:52.854	+16.853	16:20:21.151
28	5:48.367	+12.366	16:26:09.518
29	5:36.001		16:31:45.519
30	6:07.989	+31.988	16:37:53.508
31	5:56.697	+20.696	16:43:50.205

(206) Oberst, S. / Edelhäuser, J.

Runde	Rundenzeit	Diff.	Tageszeit
1	6:44.399	+59.672	13:43:10.656
2	6:01.311	+16.584	13:49:11.967
3	6:10.795	+26.068	13:55:22.762
4	6:12.793	+28.066	14:01:35.555
5	5:50.032	+5.305	14:07:25.587
6	5:46.271	+1.544	14:13:11.858
7	6:31.756	+47.029	14:19:43.614
8	6:03.713	+18.986	14:25:47.327
9	6:03.554	+18.827	14:31:50.881
10	6:02.334	+17.607	14:37:53.215
11	6:22.631	+37.904	14:44:15.846
12	5:50.026	+5.299	14:50:05.872
13	5:52.069	+7.342	14:55:57.941
14	6:17.200	+32.473	15:02:15.141
15	5:48.871	+4.144	15:08:04.012
16	6:36.396	+51.669	15:14:40.408
17	6:38.564	+53.837	15:21:18.972
18	5:50.689	+5.962	15:27:09.661
19	6:32.619	+47.892	15:33:42.280
20	5:50.756	+6.029	15:39:33.036
21	5:51.615	+6.888	15:45:24.651
22	6:16.762	+32.035	15:51:41.413
23	5:50.328	+5.601	15:57:31.741
24	5:55.434	+10.707	16:03:27.175
25	6:16.533	+31.806	16:09:43.708
26	5:58.097	+13.370	16:15:41.805
27	6:00.131	+15.404	16:21:41.936
28	6:43.460	+58.733	16:28:25.396
29	5:44.735	+0.008	16:34:10.131
30	5:44.727		16:39:54.858

(309) Kreulein, C. / Knufer, V.

Runde	Rundenzeit	Diff.	Tageszeit
1	6:22.660	+40.747	13:42:33.748
2	5:51.042	+9.129	13:48:24.790
3	5:56.758	+14.845	13:54:21.548
4	6:40.370	+58.457	14:01:01.918
5	7:28.219	+1:46.306	14:08:30.137
6	6:01.009	+19.096	14:14:31.146
7	6:04.794	+22.881	14:20:35.940
8	6:10.409	+28.496	14:26:46.349
9	6:11.267	+29.354	14:32:57.616
10	6:07.427	+25.514	14:39:05.043
11	5:59.117	+17.204	14:45:04.160
12	6:36.909	+54.996	14:51:41.069
13	5:42.463	+0.550	14:57:23.532
14	5:48.230	+6.317	15:03:11.762
15	5:46.554	+4.641	15:08:58.316
16	5:44.238	+2.325	15:14:42.554
17	5:48.834	+6.921	15:20:31.388
18	5:48.404	+6.491	15:26:19.792
19	6:31.809	+49.896	15:32:51.601
20	5:51.147	+9.234	15:38:42.748
21	5:52.677	+10.764	15:44:35.425
22	5:56.956	+15.043	15:50:32.381
23	5:55.675	+13.762	15:56:28.056
24	5:58.414	+16.501	16:02:26.470
25	6:23.179	+41.266	16:08:49.649
26	5:43.287	+1.374	16:14:32.936
27	5:46.928	+5.015	16:20:19.864

(99) Husaki Racing Topolski, T. / Weiß, G.

Runde	Rundenzeit	Diff.	Tageszeit
1	6:16.802	+49.899	13:42:27.558
2	5:43.957	+17.054	13:48:11.515
3	6:46.304	+1:19.401	13:54:57.819
4	6:25.337	+58.434	14:01:23.156
5	6:06.745	+39.842	14:07:29.901
6	6:05.511	+38.608	14:13:35.412
7	6:48.808	+1:21.905	14:20:24.220
8	6:27.598	+1:00.695	14:26:51.818
9	6:10.255	+43.352	14:33:02.073
10	5:34.406	+7.503	14:38:36.479
11	5:31.916	+5.013	14:44:08.395
12	6:44.003	+1:17.100	14:50:52.398
13	6:28.402	+1:01.499	14:57:20.800
14	6:24.938	+58.035	15:03:45.738
15	6:30.006	+1:03.103	15:10:15.744
16	6:04.903	+38.000	15:16:20.647
17	5:28.044	+1.141	15:21:48.691
18	5:31.993	+5.090	15:27:20.684
19	5:29.035	+2.132	15:32:49.719
20	6:28.888	+1:01.985	15:39:18.607
21	6:01.902	+34.999	15:45:20.509
22	6:05.262	+38.359	15:51:25.771
23	5:30.131	+3.228	15:56:55.902
24	5:26.903		16:02:22.805
25	6:14.046	+47.143	16:08:36.851
26	6:28.043	+1:01.140	16:15:04.894
27	6:00.972	+34.069	16:21:05.866

(201) Markt, H. / Bauer, A.


Runde	Rundenzeit	Diff.	Tageszeit
1	5:56.749	+25.563	13:42:07.884
2	6:02.120	+30.934	13:48:10.004
3	5:58.001	+26.815	13:54:08.005
4	5:59.133	+27.947	14:00:07.138
5	5:51.528	+20.342	14:05:58.666
6	5:58.275	+27.089	14:11:56.941
7	5:48.372	+17.186	14:17:45.313
8	5:45.892	+14.706	14:23:31.205
9	5:43.381	+12.195	14:29:14.586
10	7:23.480	+1:52.294	14:36:38.066
11	6:46.133	+1:14.947	14:43:24.199
12	6:33.530	+1:02.344	14:49:57.729
13	6:37.755	+1:06.569	14:56:35.484
14	6:34.019	+1:02.833	15:03:09.503
15	6:43.486	+1:12.300	15:09:52.989
16	6:28.347	+57.161	15:16:21.336
17	6:25.386	+54.200	15:22:46.722
18	6:28.249	+57.063	15:29:14.971
19	6:23.732	+52.546	15:35:38.703
20	6:28.212	+57.026	15:42:06.915
21	5:41.559	+10.373	15:47:48.474
22	5:37.669	+6.483	15:53:26.143
23	5:34.344	+3.158	15:59:00.487
24	5:37.538	+6.352	16:04:38.025
25	5:31.186		16:10:09.211
26	5:42.930	+11.744	16:15:52.141
27	5:33.404	+2.218	16:21:25.545
28	6:47.705	+1:16.519	16:28:13.250
29	6:36.067	+1:04.881	16:34:49.317

Zeitnahmekommissar & Auswertung Ralf Kübler

Rennleiter Wolfgang Burkholz
Sportkommissar M. Ebert, W. Schmitt, J. Schuster



www.mylaps.com
Lizenziert für SDO-Timing



1. Ansbacher ADAC Enduro Trophy

Klasse 10

Leutershausen 3,000 Km

Lauf

13.05.2012 13:30

Rennen (3:00:00 Zeit) started at 13:35:59

Table with columns: Runde, Rundenzeit, Diff., Tageszeit. Row 30: 6:30.043, +58.857, 16:41:19.360. Includes sub-header (90) Prohohholz-Racing MSC Aischgrund Weiß, D. / Werner, I.

Table with columns: Runde, Rundenzeit, Diff., Tageszeit. Row 30: 5:31.481, 16:42:06.118. Includes sub-header (326) Sindel, K. / Winter, M.

Table with columns: Runde, Rundenzeit, Diff., Tageszeit. Row 30: 5:56.070, 16:43:50.233. Includes sub-header (311) Wegner, N. / Leander, R.

Table with columns: Runde, Rundenzeit, Diff., Tageszeit. Row 29: 5:59.694, 16:38:37.818. Includes sub-header (119) Jung, F. / Fickel, R.

Table with columns: Runde, Rundenzeit, Diff., Tageszeit. Row 2: 6:30.161, +45.662, 13:49:27.437. Includes sub-header (315) AMC Thoka Racing Krauß, L. / Schmidt, T.

Table with columns: Runde, Rundenzeit, Diff., Tageszeit. Row 29: 5:55.135, +10.636, 16:40:06.837.


Table with columns: Runde, Rundenzeit, Diff., Tageszeit. Row 29: 7:16.424, +1:40.536, 16:40:53.185. Includes sub-header (45) MSC Aischgrund Reitenspieß, R. / Kamberger, J.

Table with columns: Runde, Rundenzeit, Diff., Tageszeit. Row 6: 6:26.563, +39.576, 14:15:53.600. Includes sub-header (77) Weibrecht, M. / Birkigt, F.

Zeitnahmekommissar & Auswertung Ralf Kübler
Rennleiter Wolfgang Burkholz
Sportkommissar M. Ebert, W. Schmitt, J. Schuster

Orbits





1. Ansbacher ADAC Enduro Trophy

Klasse 10

Leutershausen 3,000 Km

Lauf

13.05.2012 13:30

Rennen (3:00:00 Zeit) started at 13:35:59

Runde	Rundenzeit	Diff.	Tageszeit	Runde	Rundenzeit	Diff.	Tageszeit	Runde	Rundenzeit	Diff.	Tageszeit
7	6:50.887	+1:03.900	14:22:44.487	11	5:55.549	+22.696	14:45:05.385	15	6:32.210	+46.943	15:15:17.586
8	6:11.784	+24.797	14:28:56.271	12	5:58.564	+25.711	14:51:03.949	16	6:03.302	+18.035	15:21:20.888
9	6:07.803	+20.816	14:35:04.074	13	7:30.829	+1:57.976	14:58:34.778	17	7:15.398	+1:30.131	15:28:36.286
10	6:52.081	+1:05.094	14:41:56.155	14	6:37.247	+1:04.394	15:05:12.025	18	6:21.769	+36.502	15:34:58.055
11	6:16.594	+29.607	14:48:12.749	15	7:05.823	+1:32.970	15:12:17.848	19	6:12.029	+26.762	15:41:10.084
12	6:17.194	+30.207	14:54:29.943	16	6:35.841	+1:02.988	15:18:53.689	20	6:39.325	+54.058	15:47:49.409
13	7:05.369	+1:18.382	15:01:35.312	17	6:24.437	+51.584	15:25:18.126	21	5:45.267		15:53:34.676
14	6:05.300	+18.313	15:07:40.612	18	5:46.131	+13.278	15:31:04.257	22	6:45.822	+1:00.555	16:00:20.498
15	6:04.834	+17.847	15:13:45.446	19	5:47.184	+14.331	15:36:51.441	23	6:11.936	+26.669	16:06:32.434
16	6:45.522	+58.535	15:20:30.968	20	5:49.047	+16.194	15:42:40.488	24	6:10.405	+25.138	16:12:42.839
17	6:06.755	+19.768	15:26:37.723	21	5:51.585	+18.732	15:48:32.073	25	6:33.860	+48.593	16:19:16.699
18	6:19.385	+32.398	15:32:57.108	22	5:49.736	+16.883	15:54:21.809	26	6:07.746	+22.479	16:25:24.445
19	6:40.315	+53.328	15:39:37.423	23	7:04.510	+1:31.657	16:01:26.319	27	6:14.911	+29.644	16:31:39.356
20	5:56.921	+9.934	15:45:34.344	24	7:35.095	+2:02.242	16:09:01.414	28	5:59.755	+14.488	16:37:39.111
21	5:46.987		15:51:21.331	25	10:32.375	+4:59.522	16:19:33.789	29	5:53.870	+8.603	16:43:32.981
22	6:37.351	+50.364	15:57:58.682	26	6:24.261	+51.408	16:25:58.050				
23	6:04.196	+17.209	16:04:02.878	27	5:44.379	+11.526	16:31:42.429				
24	6:02.005	+15.018	16:10:04.883	28	5:32.853		16:37:15.282				
25	6:41.050	+54.063	16:16:45.933	29	5:42.469	+9.616	16:42:57.751				
26	5:59.493	+12.506	16:22:45.426								
27	5:58.579	+11.592	16:28:44.005								
28	6:31.204	+44.217	16:35:15.209								
29	6:10.396	+23.409	16:41:25.605								

(130) Habram, N. / Reeg, J.			
Runde	Rundenzeit	Diff.	Tageszeit
1	7:04.830	+1:13.103	13:43:17.293
2	6:27.027	+35.300	13:49:44.320
3	6:15.269	+23.542	13:55:59.589
4	6:20.404	+28.677	14:02:19.993
5	6:46.703	+54.976	14:09:06.696
6	6:08.128	+16.401	14:15:14.824
7	6:23.628	+31.901	14:21:38.452
8	6:19.626	+27.899	14:27:58.078
9	6:43.349	+51.622	14:34:41.427
10	6:43.344	+51.617	14:41:24.771
11	6:32.325	+40.598	14:47:57.096
12	6:14.125	+22.398	14:54:11.221
13	6:31.024	+39.297	15:00:42.245
14	5:51.944	+0.217	15:06:34.189
15	5:52.176	+0.449	15:12:26.365
16	6:49.359	+57.632	15:19:15.724
17	6:34.326	+42.599	15:25:50.050
18	7:40.405	+1:48.678	15:33:30.455
19	6:25.860	+34.133	15:39:56.315
20	5:56.275	+4.548	15:45:52.590
21	6:11.862	+20.135	15:52:04.452
22	5:51.727		15:57:56.179
23	6:45.208	+53.481	16:04:41.387
24	6:31.000	+39.273	16:11:12.387
25	6:49.423	+57.696	16:18:01.810
26	6:35.404	+43.677	16:24:37.214
27	6:12.675	+20.948	16:30:49.889
28	6:21.007	+29.280	16:37:10.896
29	6:08.099	+16.372	16:43:18.995

(301) JM Racing Team Berger, M. / Werner, J.			
Runde	Rundenzeit	Diff.	Tageszeit
1	7:34.585	+1:49.318	13:43:57.961
2	6:42.837	+57.570	13:50:40.798
3	6:26.029	+40.762	13:57:06.827
4	7:16.454	+1:31.187	14:04:23.281
5	6:18.734	+33.467	14:10:42.015
6	6:08.922	+23.655	14:16:50.937
7	7:20.817	+1:35.550	14:24:11.754
8	6:17.874	+32.607	14:30:29.628
9	6:35.896	+50.629	14:37:05.524
10	6:33.378	+48.111	14:43:38.902
11	5:57.170	+11.903	14:49:36.072
12	6:04.739	+19.472	14:55:40.811
13	6:51.298	+1:06.031	15:02:32.109
14	6:13.267	+28.000	15:08:45.376

(323) Schuster, M. / Hochreuter, M.			
Runde	Rundenzeit	Diff.	Tageszeit
1	6:59.567	+43.555	13:43:14.604
2	6:23.698	+7.686	13:49:38.302
3	6:27.807	+11.795	13:56:06.109
4	6:22.310	+6.298	14:02:28.419
5	6:17.683	+1.671	14:08:46.102
6	6:16.012		14:15:02.114
7	6:19.319	+3.307	14:21:21.433
8	6:21.008	+4.996	14:27:42.441
9	7:04.436	+48.424	14:34:46.877
10	6:24.790	+8.778	14:41:11.667
11	6:59.391	+43.379	14:48:11.058
12	7:04.372	+48.360	14:55:15.430
13	6:23.620	+7.608	15:01:39.050
14	6:17.963	+1.951	15:07:57.013
15	6:17.347	+1.335	15:14:14.360
16	6:16.464	+0.946	15:20:30.824
17	6:38.958	+22.942	15:27:09.782
18	6:26.607	+10.595	15:33:36.389
19	6:19.090	+3.078	15:39:55.479
20	6:25.752	+9.740	15:46:21.231
21	6:49.392	+33.380	15:53:10.623
22	6:30.822	+14.810	15:59:41.445
23	6:20.923	+4.911	16:06:02.368
24	6:29.452	+13.440	16:12:31.820
25	6:31.764	+15.752	16:19:03.584
26	6:49.070	+33.058	16:25:52.654
27	6:33.005	+16.993	16:32:25.659
28	6:26.375	+10.363	16:38:52.034

(320) Hartmann, T. / Schindler, R.			
Runde	Rundenzeit	Diff.	Tageszeit
1	7:09.853	+1:09.251	13:43:23.656
2	6:24.058	+23.456	13:49:47.714
3	6:22.825	+22.223	13:56:10.539
4	6:23.205	+22.603	14:02:33.744
5	8:48.707	+2:48.105	14:11:22.451
6	6:50.875	+50.273	14:18:13.326
7	6:43.902	+43.300	14:24:57.228
8	7:00.413	+59.811	14:31:57.641
9	6:53.291	+52.689	14:38:50.932
10	6:11.894	+11.292	14:45:02.826
11	6:11.990	+11.388	14:51:14.816
12	6:08.717	-8.115	14:57:23.533
13	7:37.755	+1:37.153	15:05:01.288
14	6:33.584	+32.982	15:11:34.872
15	6:35.190	+34.588	15:18:10.062
16	6:34.257	+33.655	15:24:44.319
17	6:45.706	+45.104	15:31:30.025
18	6:05.974	+5.372	15:37:35.999
19	6:11.714	+11.112	15:43:47.713

(205) Reichert, J. / Kuck, J.			
Runde	Rundenzeit	Diff.	Tageszeit
1	5:58.790	+25.937	13:42:08.831
2	5:50.105	+17.252	13:47:58.936
3	5:58.914	+26.061	13:53:57.850
4	5:55.436	+22.583	13:59:53.286
5	7:36.900	+2:04.047	14:07:30.186
6	6:34.397	+1:01.544	14:14:04.583
7	6:43.295	+1:10.442	14:20:47.878
8	6:26.480	+53.627	14:27:14.358
9	5:59.570	+26.717	14:33:13.928
10	5:55.908	+23.055	14:39:09.836

Zeitnahmekommissar & Auswertung Ralf Kübler

Orbits


Rennleiter Wolfgang Burkholz

Sportkommissar M. Ebert, W. Schmitt, J. Schuster



www.mylaps.com

Lizensiert für SDO-Timing



1. Ansbacher ADAC Enduro Trophy

Klasse 10

Leutershausen 3,000 Km

Lauf

13.05.2012 13:30

Rennen (3:00:00 Zeit) started at 13:35:59

Table with 4 columns: Runde, Rundenzeit, Diff., Tageszeit. Includes rider (155) Heinlein, T. / Mühlberger, A. and rider (73) Beßler, U. / Berlet, A.

Table with 4 columns: Runde, Rundenzeit, Diff., Tageszeit. Includes rider (325) Schwarz, S. / Busch, B., rider (136) Wagner, D. / Stahl, L., and rider (310) Grötsch, M. / Stahl, F.

Table with 4 columns: Runde, Rundenzeit, Diff., Tageszeit. Includes rider (303) Berger, K. / -, rider (76) Team Schöneck Schöneck, R. / Schöneck, L., and rider (334) Tolksdorf TRP Ingerling, H. / -.

Zeitnahmekommissar & Auswertung Ralf Kübler Orbits

Rennleiter Wolfgang Burkholz Sportkommissar M. Ebert, W. Schmitt, J. Schuster



www.mylaps.com Lizenziert für SDO-Timing

1. Ansbacher ADAC Enduro Trophy

Klasse 10

Leutershausen 3,000 Km

Lauf

13.05.2012 13:30

Rennen (3:00:00 Zeit) started at 13:35:59

Runde	Rundenzeit	Diff.	Tageszeit
3	11:38.294	+5:48.009	14:00:30.652
4	6:21.764	+31.479	14:06:52.416
5	6:35.365	+45.080	14:13:27.781
6	15:54.176	+10:03.891	14:29:21.957
7	6:10.603	+20.318	14:35:32.560
8	6:10.028	+19.743	14:41:42.588
9	5:50.459	+0.174	14:47:33.047
10	5:50.285		14:53:23.332

(322) Crew Members Zill, J. / Schwab, T.

1	7:07.933	+1:02.950	13:43:23.934
2	6:23.628	+18.645	13:49:47.562
3	6:04.983		13:55:52.545
4	6:09.254	+4.271	14:02:01.799
5	9:39.542	+3:34.559	14:11:41.341
6	6:27.056	+22.073	14:18:08.397
7	8:57.129	+2:52.146	14:27:05.526
8	6:07.258	+2.275	14:33:12.784

Runde	Rundenzeit	Diff.	Tageszeit
-------	------------	-------	-----------

Runde	Rundenzeit	Diff.	Tageszeit
-------	------------	-------	-----------